











Legende

Flächen gleicher Klassen
des Beurteilungspegels durch
Schiffsverkehr auf dem Rhein

	<= 35 dB (A)
	<= 40 dB (A)
	<= 45 dB (A)
	<= 50 dB (A)
	<= 55 dB (A)
	<= 60 dB (A)
	<= 65 dB (A)
	<= 70 dB (A)
	<= 75 dB (A)
	<= 80 dB (A)

Bearbeitungsstand: 2001



Umweltamt
Landeshauptstadt Düsseldorf

